




**ESCOLA MUNICIPAL ENGENHEIRO CARLOS ROHM I**

Nome do aluno:	Data: 22/11/2021	Semana: <b>36</b>
Professor: Eliane, Marina, Cilene e Andréia F	Turma: 3.º Anos: A,B,C e D	
Componentes Curriculares: Projeto Segue Língua Portuguesa e Matemática		Entregar: Via E-mail até dia 26/11/21

**PROJETO SEGUE LÍNGUA PORTUGUESA**

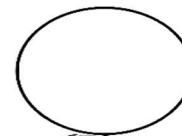
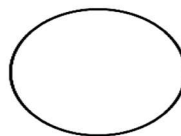
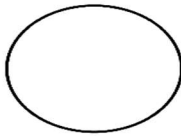
1. CONTE E REGISTRE NOS CÍRCULOS O NÚMERO DE LETRAS DE CADA PALAVRA.



GATINHO

ALFACE

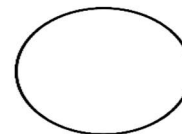
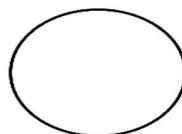
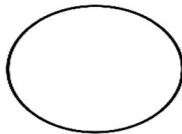
JANELA



VESTIDINHO

CAMA


BONEQUINHA  
PRETA



2. VAMOS COMPLETAR COM AS SÍLABAS FALTOSAS?



	TI	DI	NHO
--	----	----	-----



JA		LA
----	--	----



	FA	CE
--	----	----



GA	TI	
----	----	--

## MATEMÁTICA

1-PINTE A QUANTIDADE DE QUADRINHOS CORRESPONDENTE AO NÚMERO INDICADO NO INÍCIO DE CADA LINHA:

8									
6									
4									
7									
9									

2- COLORA DE VERMELHO AS ROUPAS DA BONEQUINHA GRANDE E DE AZUL AS ROUPAS DA PEQUENA. RESPONDA:



BONECA PEQUENA \_\_\_\_\_ ROUPAS  
BONECA GRANDE \_\_\_\_\_ ROUPAS.

3. CONTINUE A ATIVIDADE. JÁ COMECEI.

$$0 + 10 = 10$$

$$10 + 10 = \underline{\quad}$$

$$20 + 10 = \underline{\quad}$$

$$30 + 10 = \underline{\quad}$$

$$40 + 10 = \underline{\quad}$$



$$50 + 10 = \underline{\quad}$$

$$60 + 10 = \underline{\quad}$$

$$70 + 10 = \underline{\quad}$$

$$80 + 10 = \underline{\quad}$$