



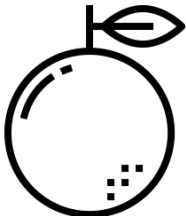






## ESCOLA MUNICIPAL MARIA SIQUEIRA DE PAULA

Nome do aluno:		<b>Semana: 31</b>
Professora: Jéssica Martínez	<b>Quinta – Feira 19/10</b>	Turmas: 3º Ano
Componente Curricular: INGLÊS	Entrega: VIA WHATSAPP DA PROFESSORA (11) 94457-7351	

## FRUITS! FRUTAS!




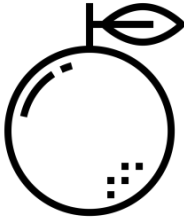
APRENDA A DIZER O NOME DAS FRUTAS: <https://www.youtube.com/watch?v=5tB9ZZBUcv4>

CONHEÇA ALGUMAS FRUTAS EM INGLÊS E DEPOIS PINTE AS FIGURAS:

 <b>APPLE</b>	 <b>BANANA</b>	 <b>ORANGE</b>
 <b>PINEAPPLE</b>	 <b>GRAPE</b>	 <b>STRAWBERRY</b>
 <b>WATERMELON</b>	 <b>PEAR</b>	 <b>CHERRY</b>




## FRUITS COLORS - CORES DAS FRUTAS

QUAL A COR DESSAS FRUTAS? ESCREVA EM INGLÊS

 <p>COLOR: _____</p> <p><b>BANANA</b></p>	 <p>COLOR: _____</p> <p><b>STRAWBERRY</b></p>
 <p>COLOR: _____</p> <p><b>GRAPE</b></p>	 <p>COLOR: _____</p> <p><b>ORANGE</b></p>

## COUNTING FRUITS - CONTANDO AS FRUTAS

ESCREVA EM INGLÊS O NOME DA FRUTA E A QUANTIDADE COMO NO EXEMPLO.

	NUMBER	FRUIT NAME
	ONE	PINEAPPLE
	_____	_____
	_____	_____